

Textiles

Curriculum Map: Year 9




Students in year 9 rotate between Design Technology, Food Technology, ICT and Textiles throughout the academic year



Puppet making Project

Produce a mind map or mood board of hand puppet themes and ideas



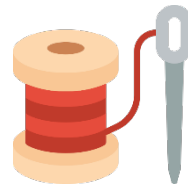
Design 4 different hand puppets on a chosen theme. Skills include:

- Make basic design decisions
- Base an idea on a desired theme
- Annotate ideas

Select best design and draw a final design for a hand puppet

Cut out a paper pattern for the puppet and pin it onto felt fabric. Skills include:

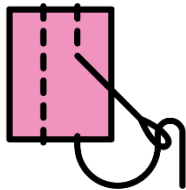
- Select the right equipment and materials independently.
- Independently carry out most practical tasks such as pinning, cutting, threading and basic stitching.



Thread a needle and tie a knot independently

Neatly cut a front and a back for the puppet out of felt using the paper pattern

Hand stitch the front and the back of the hand puppet together using a running stitch or overcast stitch



Decorate the puppet using a range of materials such as fabric pens, wool, felt and buttons



Evaluate the finished puppet. Skills include:

- Describe what I like about my work and suggest improvements explaining the reasons why.
- Say all the steps I took to create a product/outcome.
- Write the steps I took to create a product/outcome.

